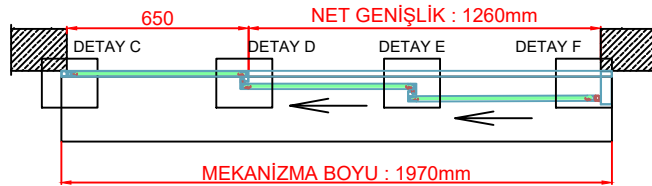


NET YÜKSEKLİK : 2200mm

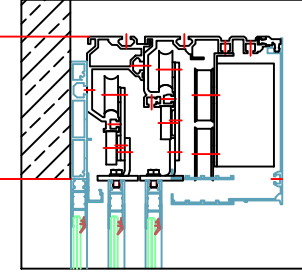
KESİT

GÖRÜNÜŞ



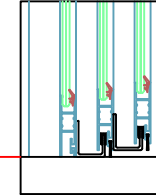
PLAN

DETAY A



200

DETAY B



2200

DETAY C

DETAY D

DETAY E

DETAY F

